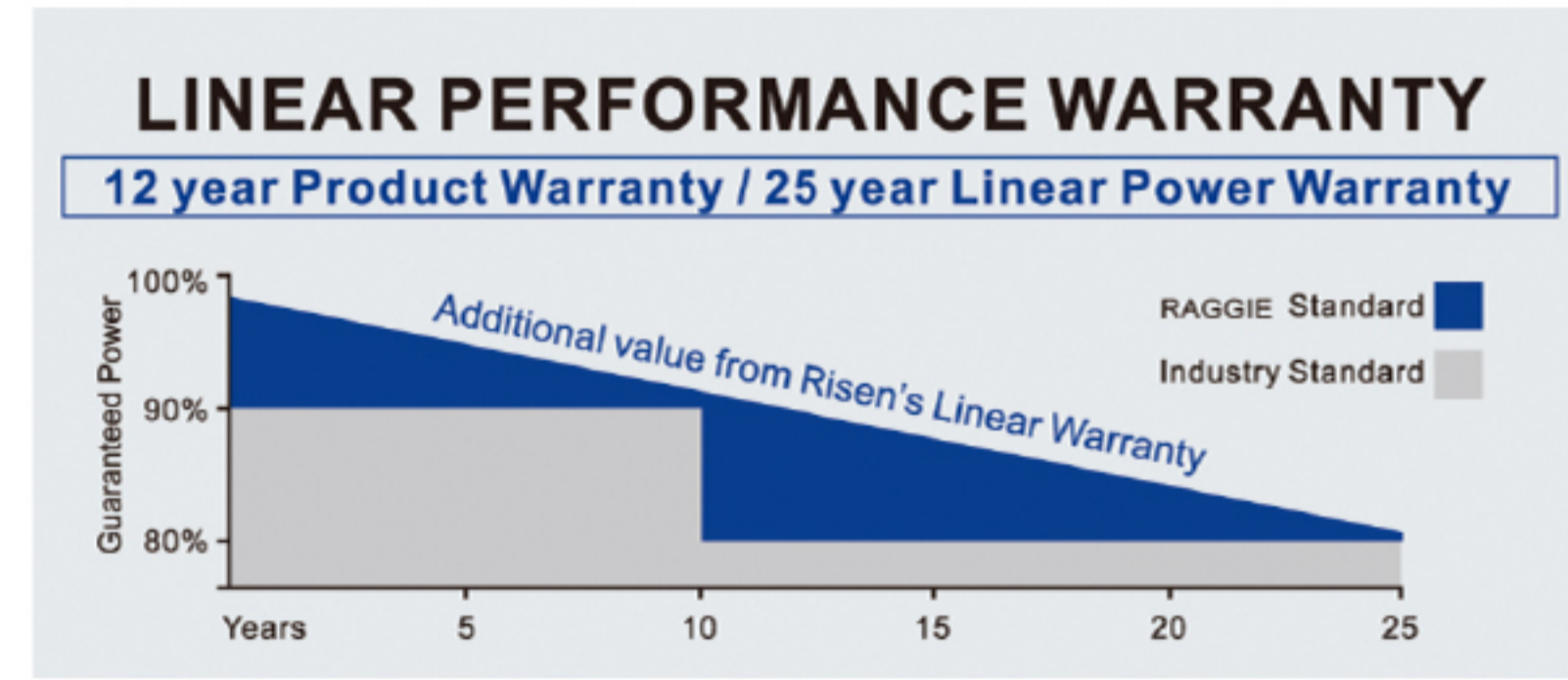
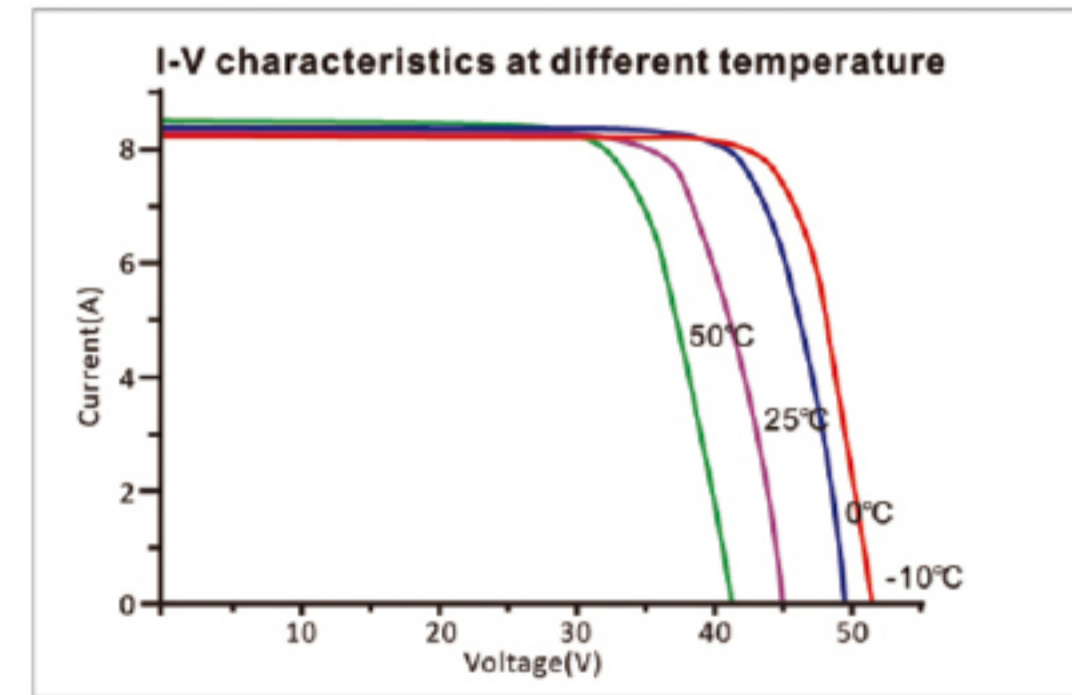
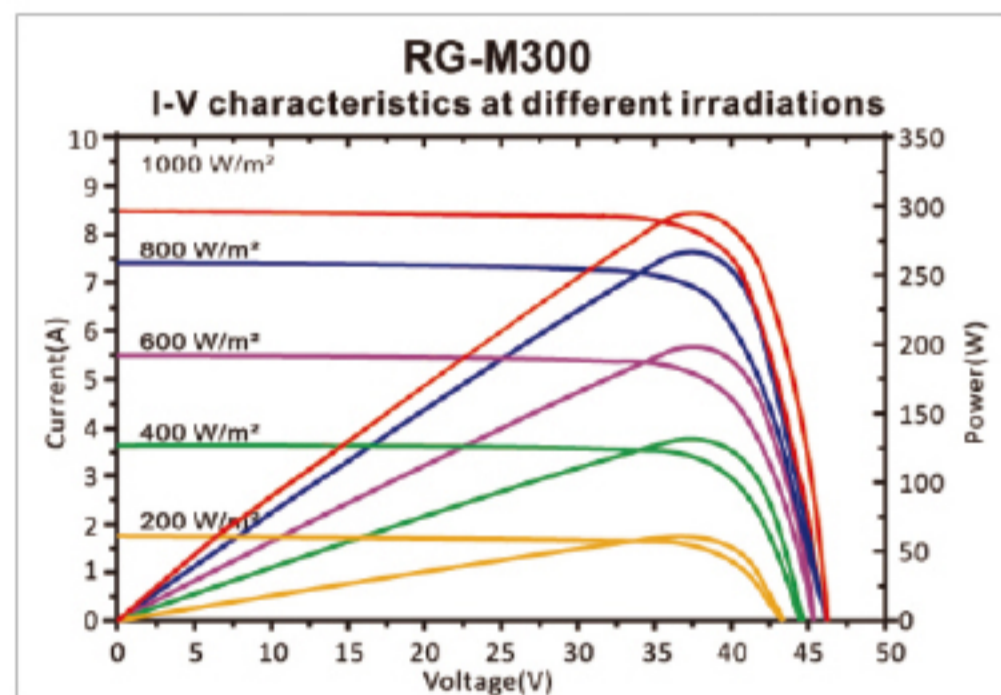



# HIGH-EFFICIENCY MONOCRYSTALLINE SOLAR PV MODULES



**APPLICATIONS:**

- Off-grid power for cabins, vacation homes, RVs, campers, remote monitoring systems, and remote villages
- Solar water pumping and solar-powered refrigerators
- Remote WiFi and wireless repeaters

**FEATURES:**

- Junction Box is IP 65 rated enclosure (complete protection against environmental particles and a good level of protection against water projected by a nozzle)
- Raggie modules offer 3 year warranty / 25 year performance lifetime
- Manufactured in accordance to ISO9001 standards and features

**ELECTRICAL CHARACTERISTICS:**

| Model   | Maximum Power at STC(P <sub>max</sub> ) | Power Tolerance(%) | Open Circuit Voltage(V <sub>oc</sub> ) | Maximum power Voltage(V <sub>mp</sub> ) | Short Circuit Current(I <sub>sc</sub> ) | Maximum Power Current(I <sub>mp</sub> ) | Solar cell Efficiency | Dimensions (mm) |
|---------|---|--------------------|--|---|---|---|-----------------------|-----------------|
| RG-M5   | 5W                                      | ± 3                | 10.8V                                  | 9V                                      | 0.62A                                   | 0.57A                                   | 17.0%                 | 310x180x17      |
| RG-M10  | 10W                                     | ± 3                | 21.6V                                  | 17.5V                                   | 0.63A                                   | 0.58A                                   | 17.0%                 | 350x260x20      |
| RG-M20  | 20W                                     | ± 3                | 21.6V                                  | 17.5V                                   | 1.27A                                   | 1.14A                                   | 17.0%                 | 520x360x20      |
| RG-M30  | 30W                                     | ± 3                | 21.6V                                  | 17.5V                                   | 1.97A                                   | 1.71A                                   | 17.0%                 | 670x360x20      |
| RG-M40  | 40W                                     | ± 3                | 21.6V                                  | 17.5V                                   | 2.56A                                   | 2.29A                                   | 17.0%                 | 670x450x25      |
| RG-M50  | 50W                                     | ± 3                | 21.6V                                  | 17.5V                                   | 3.2A                                    | 2.86A                                   | 17.0%                 | 700x540x25      |
| RG-M60  | 60W                                     | ± 3                | 21.6V                                  | 17.5V                                   | 3.84A                                   | 3.43A                                   | 17.0%                 | 820x540x30      |
| RG-M80  | 80W                                     | ± 3                | 21.6V                                  | 17.5V                                   | 5.11A                                   | 4.57A                                   | 17.0%                 | 1010x540x30     |
| RG-M100 | 100W                                    | ± 3                | 21.6V                                  | 17.5V                                   | 6.39A                                   | 5.71A                                   | 18.0%                 | 920x575x30      |
| RG-M170 | 170W                                    | ± 3                | 22.18V                                 | 18.48V                                  | 10.58A                                  | 9.2A                                    | 20.5%                 | 1480x640x35     |
| RG-M180 | 180W                                    | ± 3                | 24.62V                                 | 20.52V                                  | 10.09A                                  | 8.78A                                   | 20.8%                 | 1480x670x35     |
| RG-M200 | 200W                                    | ± 3                | 21.5V                                  | 17.5V                                   | 12.92A                                  | 11.04A                                  | 20.8%                 | 1480x770x35     |
| RG-M270 | 270W                                    | ± 3                | 36.2V                                  | 30V                                     | 10.35A                                  | 9A                                      | 20.9%                 | 1665x920x35     |
| RG-M280 | 280W                                    | ± 3                | 25.82V                                 | 21.63V                                  | 14A                                     | 12.95A                                  | 21.5%                 | 1722x765x30     |
| RG-M300 | 300W                                    | ± 3                | 39.58V                                 | 34.41V                                  | 9.16A                                   | 8.72A                                   | 22.7%                 | 1665x920x35     |
| RG-M330 | 330W                                    | ± 3                | 42V                                    | 36V                                     | 10.55A                                  | 9.17A                                   | 21.5%                 | 1992x920x35     |
| RG-M350 | 350W                                    | ± 3                | 48.5V                                  | 40V                                     | 10.03A                                  | 8.75A                                   | 22.1%                 | 1992x920x35     |
| RG-M380 | 380W                                    | ± 3                | 48.5V                                  | 40V                                     | 10.92A                                  | 9.5A                                    | 22.8%                 | 1992x920x35     |
| RG-M410 | 410W                                    | ± 3                | 37.23V                                 | 31.36V                                  | 14A                                     | 13.08A                                  | 20.6%                 | 1722x1134x30    |
| RG-M450 | 450W                                    | ± 3                | 41.25V                                 | 34.47V                                  | 13.89A                                  | 12.98A                                  | 20.6%                 | 1909x1134x30    |
| RG-M550 | 550W                                    | ± 3                | 38.24V                                 | 31.86V                                  | 18.28A                                  | 17.27A                                  | 21.0%                 | 2279x1134x35    |
| RG-M580 | 580W                                    | ± 3                | 51.4V                                  | 42.87V                                  | 14.35A                                  | 13.53A                                  | 22.45%                | 2279x1134x30    |
| RG-M610 | 610W                                    | ± 3                | 41.60V                                 | 34.70V                                  | 18.63A                                  | 17.58A                                  | 21.2%                 | 2172x1303x30    |
| RG-M620 | 620W                                    | ± 3                | 52.6V                                  | 44.8V                                   | 14.78A                                  | 13.84A                                  | 23%                   | 2385x1134x30    |
| RG-M650 | 650W                                    | ± 3                | 45.35V                                 | 37.76V                                  | 18.23A                                  | 17.22                                   | 21.6%                 | 2385x1303x33    |
| RG-M680 | 680W                                    | ± 3                | 49.51V                                 | 41.5V                                   | 17.1A                                   | 16.39A                                  | 22.2%                 | 2385x1303x33    |
| RG-M690 | 690W                                    | ± 3                | 49.82V                                 | 41.8V                                   | 17.31A                                  | 16.51A                                  | 22.3%                 | 2385x1303x33    |
| RG-M720 | 720W                                    | ± 3                | 50.65V                                 | 42.7V                                   | 17.66A                                  | 16.86A                                  | 23.17%                | 2385x1303x33    |